

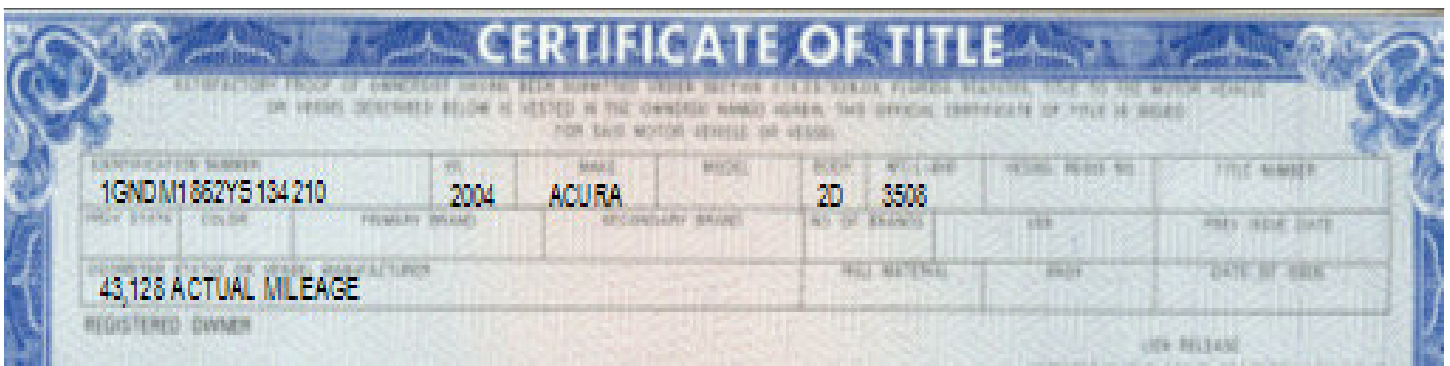
Motor Vehicle News & Views

A publication of the Hillsborough County Tax Collector's Office Volume 5, Issue 3

3rd Quarter 2006

What You Should Know About The Newly Revised Florida Title Certificate

By: Odette Brencsons and Sheryl Every



The Florida Title Certificate form HSMV 82250 has been revised and is in use throughout the state.

Changes to the title include the following:


- ☞ The bar code has been removed to give the lien holder more room.
- ☞ A notice of sale (Form HSMV 82050) has been added to the back of the tear off section (lien satisfaction) located on the top of the title.
- ☞ The application for title by purchaser section has been removed from the back of the title to allow for three larger dealer reassignment sections.
- ☞ There are more instructions and information tips for the buyer and seller on how to complete the title transfer.
- ☞ The seller's information has been separated from the purchaser's information. On the face of the title, the purchaser's information is located on the left side of the title below the seller's information and the co-purchaser's information has been moved to the right hand side of the title to prevent signing on the incorrect lines. On the back of the title the purchaser's information is located on the left side of the title above the seller/agent's information and the co-purchaser's information has been moved to the right hand side of the title.
- ☞ The title is now able to show up to six owners and four different brands on the face of the title.
- ☞ The description box has been moved to the left side of the title.
- ☞ The lien satisfaction has been moved to the right of the description box.

Inside this issue:

E-Tags	2
Dealer Training	2
Cross Word	3
Body Change	4
Forms Update	4
Field Operations	5
Dealer Plates	6

Temporary etags,

by: Tempest Brown



On March 9, 2006, the State of Florida Department of Highway Safety and Motor Vehicles (DHSMV) and INSTeTAG registered and printed Florida's first temporary etags. Don Mealey's Sport Mitsubishi in Orlando was the first user marking the beginning of the pilot program involving 20 dealers in Central Florida.

Developed by INSTeTAG, also based in Orlando, the temporary etag version that Florida is using in it's pilot study carries the identity of

the owner with it and is as easy to track as permanent tags. The electronic tags make motorists accountable, said Carl Kaiser, principal officer of INSTeTAG in response to a report by The Tampa-Hillsborough Expressway Authority. The Authority suffers losses of \$5,000 to \$6,000 each year due to motorists driving vehicles with temporary tags who run toll stations.

Florida's current temporary tag contains no actionable information for law enforcement as they can only find out the issuing

dealer when the number is run through FRVIS (Florida Real-time Vehicle Information System). It must then be researched by the individual dealership and can take up to three weeks for the information to be received. INSTeTAG issues a number on command and as soon as it leaves the dealership, law enforcement knows the registered owner.

The eTag pilot is to be administered and then evaluated by the Center for Integrated Transportation Safety and Security. The CITSS is a non-profit research center affiliated with Embry Riddle Aeronautical University.

Are you interested in being among the first in Hillsborough to issue temporary etags? Let us know @ newsand-views@hillstax.org

A dealer class on "How to Prepare the Paperwork for Title and Registration" will be held from 8:30 am to 4:00 pm on the following dates:

September 14, 2006
October 12, 2006
November 16, 2006

All classes will be held at the Hillsborough County Tax Collector's North Tampa office located at 9309 N. Florida Ave., Suite 111.

To sign up for this class on the web go to www.hillstax.org/motor/dealers/dealertrain.htm or contact Rosemary Johnson in the Training Department at 813-612-6703 or johnsonr@hillstax.org.

Best Bets for the Long Term Lease

By Rosemary Johnson

Section 320.0601, Florida Statutes, provides that any original, renewal or transfer registration for a long-term leased motor vehicle must be issued in the name and address of the lessee.


As of May 8, 2006 the DMV procedure RS-53 was updated to reflect this change making it mandatory that the registration of a long term leased motor vehicle be in the name of the lessee. The registration can no longer be in the owner name.

The lessee must be identified at the time of original, renewal or transfer of registration in the form of the lease agreement or power of attorney

displaying the lessee name and description of the vehicle.

Inquiries for information on the lessee/registrant or lessor/owner may be made through the Motor Vehicle Lookup service. For information on the lessee/registrant, inquire by the license plate/ decal number; for the lessor/owner, inquire by the title or identification number.

For further information see "Registration for Lessee/Registrant" DMV procedure RS-53. This can be found on the state website at: <http://www.hsmv.state.fl.us/>



A Z E G I J N H N C P O V T B Z R E L L E S S O R M
 S P S T N A R T S I G E R D D V G R S E M C R V E Z
 E S A B A T A D B Y S A H G Z Z R B S A T D E T P R
 G X H L S C M R E F N A R T L N D S O J E V A U L T
 A M C Q I Y I C X S F O X K O M E C N T M L K Q E S
 R A R I X E D F P F T D I I G L H S A H P O I T V Y
 O M U H L U N O I T A R T S I G E R U S O L C S I D
 T R P T M O R D B T G A U E S R G H V L R K C G N E
 S E I W O T A O Z V R E R C V E S I S S A H C Y H C
 R T E G A V E U T E E E E I T Z S E C U R I T Y O A
 G G X T I B G T T O E H C N S I F O J R Y J E C U L
 B N I T G N N L T O M E I A X M O E P B I U U X X U
 T O I L T R A N S F E R F C B C E N T E R G Z O Y F
 N L E W Z A H L R E N E W A L I B Y O O R C B R D U
 B Y Y W O R C X V B T T Y J W E I G H T A M C T H E
 O E Z U A T Z B H Y O Q O T O O L F Y J H F W H Q Z

- AFFIDAVIT
- AGREEMENT
- ALTERATION
- BODY
- CAB
- CENTER
- CERTIFICATE
- CHANGE
- CHASSIS
- DATABASE
- DECAL
- DESTRUCTION
- DISCLOSURE
- INTEGRATED
- LEASE
- LESSEE
- LESSOR
- LIEN
- LONGTERM
- ORIGINAL
- PLATE
- PURCHASE
- REGISTRANT
- REGISTRATION
- RENEWAL
- REPLEVIN
- SAFETY
- SECURITY
- SELLER
- SERVICE
- STORAGE
- TEMPORARY
- TITLE

Body Change 101

Are you aware of the changes regarding the requirements for a vehicle with the body type of Cab and Chassis (TL10-7)? Per DMV Procedures TL10-7 the following is required.

MCO's without a completed body (Cab and Chassis):

- The manufacturer's certificate of origin must show the weight for the cab and chassis.
- The certificate of title will be issued showing the body type as "CB."

Please note that a vehicle registration cannot be issued to a vehicle with a body type of cab and chassis.

Additional requirements for MCO's with a body change/alteration: If a body has been changed/altere (prior to applying for the certificate of title), the following will be required in addition to the original application documents and fees:

- An accurately completed form HSMV 82100, Affidavit For Change/Alteration of Body, showing the type of body which was installed on the vehicle.
- An accurately completed form HSMV 82105, Certified Official Weight Affidavit, or a certified weight slip from any business with official weight scales.

To comply with the requirements of TL-10, we will require proper documentation as described above on all title applications submitted for processing.

In our efforts to maintain the highest level of customer service and efficiency, we appreciate your cooperation. If you have any questions please contact our dealer hotline at (813) 612-6719.



By: Marty Rodriguez

Did you know that DHSMV forms are periodically revised? Here are the most frequently used forms and their revision dates:

- HSMV 82053- Power of Attorney 5/03
- HSMV 82040- Application for Certificate of Title With/Without Registration 6/05
- HSMV 82101- Duplicate or Lost in Transit Title Application 2/06
- HSMV 82996- Motor Vehicle Dealer/Auto Auction or Customer Odometer Affidavit 10/05
- HSMV 82994- Motor Vehicle Dealer Title Reassignment Supplement 1/03
- HSMV 82995- Motor Vehicle Secure Power of Attorney/Odometer Disclosure 11/03

For on line forms visit us on the web at <http://www.hillstax.org/motor/dealers/dealerforms.htm>

A Message From DMV, Bureau Of Field Operations (BFO)


By Gary W. Konopka

DMV Procedure RS-31 states that licensed dealers may ONLY issue Temporary License Plates for a period of 30 days. It goes on to state that they may be issued in circumstances where a dealer license plate may not be lawfully used. A dealer plate is to be used on vehicles that are operated in connection with a dealer's business which includes their use on vehicles being used for demonstration purposes. That means a temporary license plate can NOT be used on a demonstrator.

Licensed dealers are allowed to conduct sales related activities at their licensed location ONLY, unless they have obtained a Temporary Supplemental Application and Permit for an Off-Premises Sale, HSMV Form 84200, that has been approved by the DMV Region responsible for the dealer's licensed location. The permit is issued free of charge and should be submitted to the Region Headquarters for approval at least 10 days prior to the start of the sale. Copies can be obtained from our Compliance Officers, Regional Headquarters, or downloaded from the DHSMV Web site. The dealer

is responsible for ensuring that the property owner has granted permission for use of his/her land and for complying with any local government permitting requirements. A sign clearly identifying the dealer's information must be on display at the sale site and the dealer must provide sufficient personnel at the sale site for the duration of the sale.

Licensed dealers are required to maintain copies of all documents pertaining to all vehicles purchased and/or sold for five full years.



Did you know that some procedures have check lists to assist you in submitting complete applications? These handy check lists should help in preparing your applications for processing.

There are several checklists available in the DMV Procedure Manual that can assist you in compiling your forms and packets. These lists are found at the end of each procedure and are titled as "Exhibits."

Shown below are several title procedures which pertain to dealer transactions with checklists that should be beneficial to you:

- TL-09 - Odometer Disclosure and Declaration Requirements— Exhibits A-C
- TL-10 - Original Certificate of Title Applications—Exhibit A
- TL-11 - Transfer of Florida Certificate of Title—Exhibit A
- TL-12 - Duplicate and Lost in Transit with Duplicate—Exhibit A
- TL-23 - Application for Certificate of Title or Certificate of Repossession Following Replevin and Repossession for Non-fulfillment of Contract. - Exhibit A
- TL-26 - Transfer of Certificate of Title upon Sale for Towing and Storage Lien or Application for Certificate of Destruction by Towing Company or Transport Company - Exhibits B, D, E, I & L

Electronic access to the procedure manual and many of the forms you need can be found on our website at <http://www.hillstax.org/motor/dealers/dealerinfo.htm>.

Dealer License Plates

by: Rosemary Johnson



Dealer license plates are assigned to a specific dealer but not to a specific vehicle. Dealer license plates may be placed on any vehicle in accordance with the following information:

Dealer Plates May Only Be Used:

- On vehicles which are operated in connection with a dealer's business
- On vehicles while being used for demonstration purpose, with or without a representative of the dealer in the vehicle
- On vehicles which are in transit to or from a dealer's place of business
- On vehicles temporarily loaned, without compensation, to a customer by dealer while the customer's vehicle is being repaired by the dealer
- On vehicles, such as service trucks, in the dealer's inventory when responding to calls where compensation is not a consideration. This vehicle cannot transport another vehicle,

including a trailer.

- On vehicles owned by the dealer while in inventory and for sale.
- On marine boat trailers for the sole purpose of demonstrating trailers for sale.
- Auctions may only use dealer license plates to carry vehicles to the auction and to demonstrate the vehicles in the auction area.
- On trailers for the sole purpose of demonstration trailers for sale.

Dealer Plates May Not Be Used:

- On service vehicles or wreckers used for hauling or making service calls for compensation or hauling property for compensation.
- On parts or supply trucks calling on retail or wholesale trade. Such vehicles must carry regular plates because of their public competitive nature.
- By wholesale dealers with a "VW" dealer license.
- By manufacturers with the license prefix of MR, MV, MD or MI. A Registration Only is required.
- On wreckers, except for demonstration.
- On car carriers even when the truck, trailer and vehicles being hauled are in the dealer's inventory.

Internet hot links

Tax Collectorwww.hillstax.org
 State of Florida www.myflorida.com
 State DHSMV office..... www.hsmv.state.fl.us/
 Dept of Revenue sun6.dms.state.fl.us/dor/
 Hillsborough Countywww.hillsboroughcounty.org
 Notaries www.election.dos.state.fl.us/notaries

It pays to surf the 'Net!!

We've got your help numbers

Tallahassee

DMV Help Desk
(850) 922-9000

Local Dealership Hotline
(813) 612-6719

Local DMV
(813) 740-4288

Motor Carrier Services
(813) 740-4300